

Did You Know

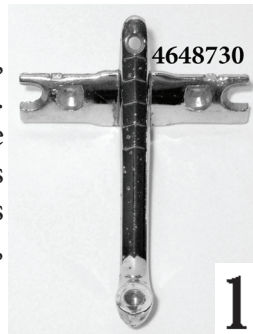
by Steve Blades



This month will be focusing on a part that nearly all Tri-Five owners see each time they get into their car. You'll find out why I said "nearly" in just a bit.

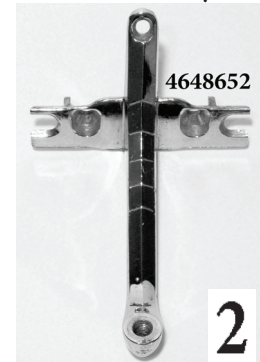
The part that I'm speaking of is the Inside Rearview Mirror Support. Now, I bet that I already know what you're thinking.... There were only two different supports made, one for the convertible and one for everything else, so how much could be said about that? Well, the fact of the matter is that Chevrolet produced as many as "eight" Tri-Five mirror supports, and possibly, even nine! I have collected and photographed seven of the eight known for this article.

So let's start with the easy one first, the Convertible support (photo 1). This support fits the convertible only, is chrome plated, measures approximately 5 1/4" in length, has five ridges (or grooves) on the face, and has a cast part #4648730.



The next support is commonly referred to as "55-57 ALL (except Conv.)". Now this is where things get a little tricky. Even though this support will technically bolt in place and mount the mirror


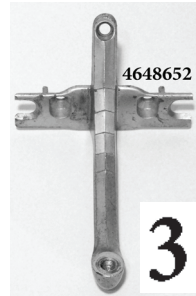
in most all Tri-Fives, it is NOT correct for all of these other cars. This support (photo 2) was actually used on all '55-'57 Belair 2 & 4 Door Sedans, all Belair Sport Coupes (2 Door Hardtops), all Nomads, and was used as the 1st Design '56 Belair Sport Sedan (4 Door Hardtop). This support is chrome plated, measures approximately 5 3/8", has five ridges, and has a cast part # of 4648652.



The next support (photo 3) that we'll look at is close to the same as the previous one, except this one is painted Silver and was used on all '55-'57 150/210 2 & 4 Door Sedans, all 210 Sport Coupes, and was used as the 1st

Design '56 210 Sport Sedan. This support carries the same measurements, details, and cast part # as the one in Photo 2.

The next support we'll examine (photo 3) was used only on the '56-'57 150/210 2 & 4 Door Station Wagons (except Sedan Delivery). This support was painted Silver, measures approximately 6 1/8", has seven ridges, and has a cast part # of 4691188.




The next support (as of this writing) I did not have in hand to photograph, but was used only on the '56-'57 Belair 4 Door Station Wagons. This support was chrome plated and shares all of the same details as our previous support (4691188).

Our next part (photo 5) was used on the '55 150/210 2 & 4 Door Station Wagons (except Sedan Delivery), as a 2nd Design part on the 56 210 Sport Sedan and again in '57 as that year's 2nd Design part for the 210 Sport Sedan. This support was painted Silver, measures approximately 7", has seven ridges, and has a cast part # of 4665459.




Next up (photo 6) is the chrome plated version of photo 5. This part was used on the '55 Belair 4 Door Station Wagon (except Nomad) and as the 2nd Design Sport Sedan support for '56 and again in '57. Again, this part shares the same details as found in our previous support (4665459).



The last support that we'll take a look at is shown in (photo 7). This support is probably the rarest and most seldom seen today. It was only used during the first month and a half (give or take a week or so) of production, and was used as the 1st Design support for the '57 Sport Sedan only. This support was dash mounted, and because of vibration problems, was short lived. Overall length of this support is approximately 6" and has a cast part # of 4698294. This dash mounted support makes "8" different supports I have researched and know of.




The ninth I'm not quite sure of yet, is whether or not the '57 210 Sport Sedan carried a Silver painted dash mounted support or if that model shared the chrome plated Belair version? I will let you know when I find that answer.




Photos 8 and 9 show the visible length difference between 4648652, 4691188, and 4665459. Photo 10 shows the mounting and visible difference between the 4665459 and 4698294.

I also found a couple of other "Did You Know" facts



while doing research for this article.

(1) The Silver painted 150/210 supports were only available factory installed. If one was needed or ordered from your local Dealer, the customer received a chrome plated



version. There are no Silver painted support part numbers in the 55, 56, or 57 Chevrolet Parts and Accessories Catalogs.

(2) There are no support part numbers for the paneled Sedan Deliveries, because those vehicles didn't leave the factory with an interior mounted rear view mirror. Many of the Deliveries either had one Dealer installed or they were later added through the years. It does seem, however, that the "Windowed" Sedan Deliveries did have a factory installed inside rearview mirror, because of its use of side glass instead of panels.

As of this writing, the only two supports that are being reproduced are for the Convertible and the chrome Sedan/Sport Coupe piece. All others need to be sourced through parts cars, used parts vendors, swap meets, etc. Only original GM literature, original GM photos, original GM parts, and known original vehicles were researched for this article.

My desire is to bring you the most factual information possible. I also want everyone to be looking for that "Correct" part when they're browsing the swap meet aisles. It's not that a used parts vendor is trying to get one over on you by selling you something similar, but more than likely they just didn't know themselves.

I hope you enjoyed this first installment of "Did You Know", as much as I enjoyed researching it for you. So until next time....Keep Those Tri-Fives Alive!! **SB**